

Figure 16: Sensitivity and specificity of lethargy (fatigue ≥ 2) for diagnosing cortisol deficiency (cortisol < 350 nmol/L or indeterminate result after 250 μ g Synacthen) in people with HIV-infection

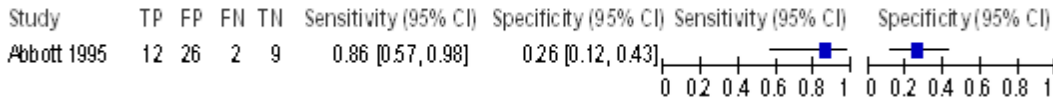


Figure 17: Sensitivity and specificity of lethargy (fatigue ≥ 3) for diagnosing cortisol deficiency (cortisol < 350 nmol/L or indeterminate result after 250 μ g Synacthen for diagnosing cortisol deficiency (cortisol < 350 nmol/L or indeterminate result after 250 μ g Synacthen) in people with HIV-infection

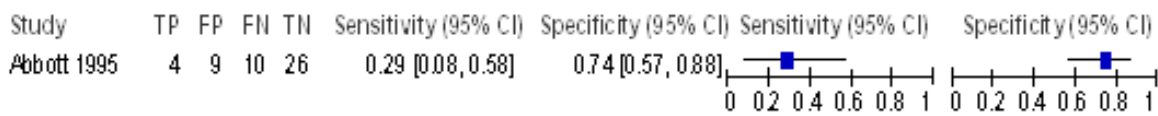


Figure 18: Sensitivity and specificity of lethargy (fatigue) for diagnosing adrenal insufficiency (cortisol peak response < 11 μ g after low dose 10 μ g short corticotropin stimulation test) in people with HIV-infection

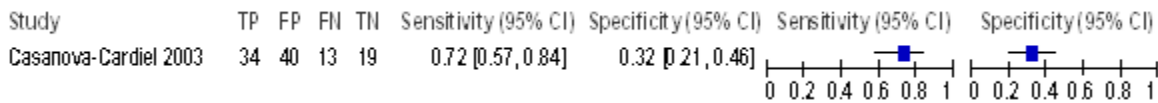


Figure 19: Sensitivity and specificity of lethargy (fatigue) for diagnosing adrenal insufficiency (twofold value of basal cortisol after low dose 10 μ g short corticotropin stimulation test) in people with HIV-infection

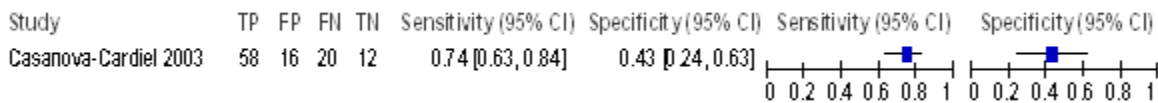


Figure 20: Sensitivity and specificity of lethargy (fatigue) for diagnosing adrenal insufficiency (any cortisol value > 18 μ g/dL after low dose 10 μ g short corticotropin stimulation test) in people with HIV-infection

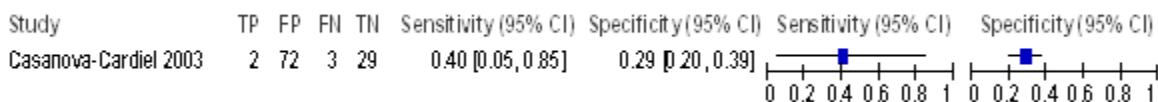


Figure 21: Sensitivity and specificity of lethargy (fatigue) for diagnosing adrenal insufficiency (any cortisol value > 20 µg/dL after low dose 10 µg short corticotropin stimulation test) in people with HIV-infection

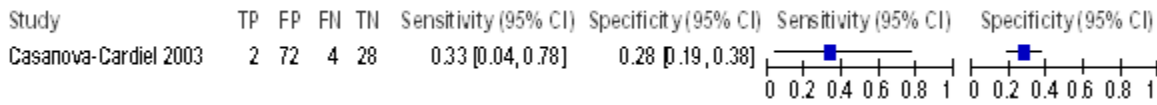


Figure 22: Sensitivity and specificity of lethargy for diagnosing adrenal insufficiency (8am cortisol level of <3 µg/dL or a peak serum cortisol level of <18 µg/dL after a 5 µg ACTH stimulation test) in people using topical steroids

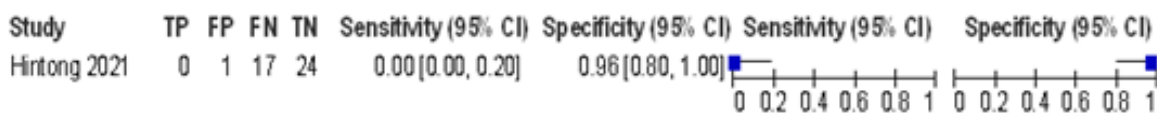


Figure 23: Sensitivity and specificity of lethargy (tiredness) for diagnosing adrenal insufficiency (serum cortisol < 500nmol/L after low dose (1 µg/ml) short corticotropin (Synacthen®) stimulation test) in people with suspected TB

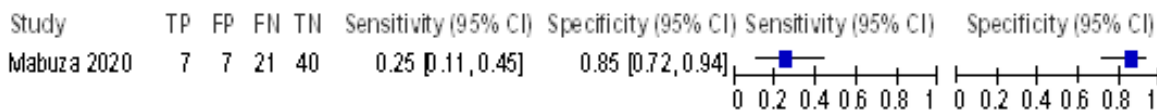


Figure 24: Sensitivity and specificity of lethargy (fatigue) for diagnosing adrenal hypofunction (all cortisol measurements <18 µg/dL including 1 µg/mL ACTH test) in people with AIDS

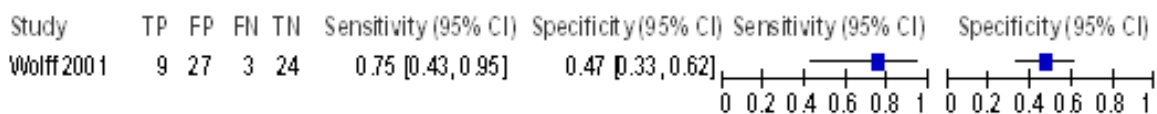


Figure 25: Sensitivity and specificity of lethargy (weakness) for diagnosing adrenal hypofunction (all cortisol measurements <18 µg/dL including 1 µg/mL ACTH test) in people with AIDS

